
HIA Reporting, Monitoring, and Evaluation

*Wednesday, March, 9, 2011
10:00-11:00 a.m.*

Nancy Goff *Oregon Public Health Division*
Brendon Haggerty *Clark County Public Health*
Steve White *Oregon Public Health Institute*

Oregon
Health
Authority

Agenda

- 10:00 Welcome**
- 10:05 HIA Step 4: Reporting**
- 10:15 Presentation: Clark County Bike/Ped Plan HIA**
- 10:25 Q & A**
- 10:30 Monitoring & Evaluation**
- 10:40 Presentation: Lake Oswego/Portland Rail HIA**
- 10:50 Q & A**
- 10:55 Wrap Up**

The HIA Process

Screening	Determines the need and value of a HIA
Scoping	Determines which health impacts to evaluate, methods for analysis, and a workplan
Assessment	Provides: 1) a profile of existing health conditions 2) evaluation of potential health impacts
Recommendations	Provide strategies to manage identified adverse health impacts
Reporting	Includes: 1) development of the HIA report 2) communication of findings & recommendations
Monitoring	Tracks: 1) impacts on decision-making processes and the decision 2) impacts of the decision on health determinants

Reporting

Objective:

To develop the HIA report and communicate findings and recommendations

Reporting Tasks

Develop HIA Report

1. Develop consensus among stakeholders around key findings and recommendations
2. Determine report structure and format
3. Write report

Communicate HIA Findings & Recommendations

1. Develop communication plan
2. Prepare communication material suited to the needs of all decision-making stakeholders
3. Send communication materials to stakeholders and decision-makers

Reporting

Key Points

- ❖ Summarize key health issues potentially impacted
- ❖ Provide recommendations to improve health outcomes
- ❖ Formats include formal written reports, presentations, comment letters in EIAs

Ways to Communicate

- ❖ A written report usually forms the basis of communications
- ❖ Elements of a communication plan include
 - Key messages
 - Audiences
 - Media
 - Letters to proponents & decision makers
 - Comment letters on draft environmental impact reports
 - Formal report
 - Fact sheets
 - Public testimony
 - Presentations
 - Peer-reviewed publications

Reporting Examples

- ❖ Oregon Transportation Policy HIA 2009 Fact Sheet
- ❖ Humboldt County General Plan Update Health Impact Assessment. March 2008
- ❖ Concord Naval Weapons Station Reuse Project HIA. Executive Summary & Chapter Summaries.
- ❖ Summary of Findings from HIA of the California Healthy Families, Healthy Workplaces Act (Paid Sick Days)
- ❖ Comment on the Scope of the Trinity Plaza Development by SF Department of Public Health

Framing HIA Issues and Findings

Frames help people make sense of what they hear and see by triggering concepts that already exist in their minds

- ❖ What is the current “frame” or debate around the proposal that you are conducting an HIA on?

Effective frames go beyond facts to communicate values


- ❖ How could your issue be framed to include health?
- ❖ Start with shared values. Think about:
 - What are the core values behind the change that you want to see?
 - How do these values help you define the problem?
 - Why would these values lead people to support your solution?

Planning Active Walkable Neighborhoods

Reporting, Monitoring & Evaluation

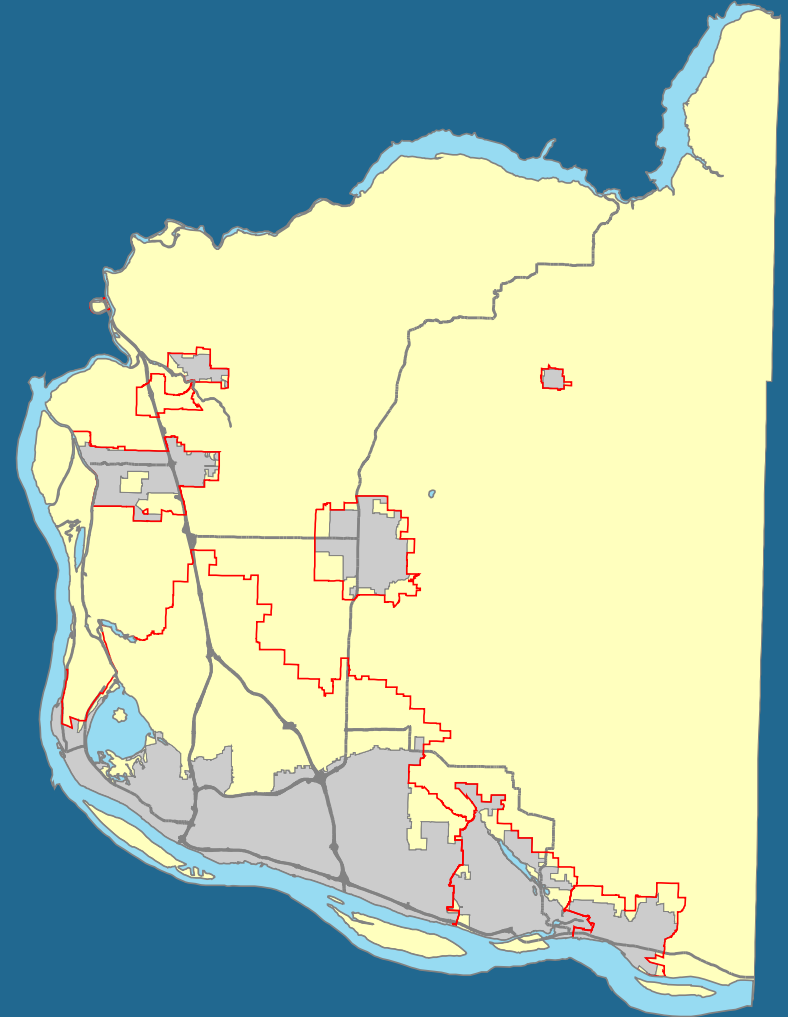
March, 2011

Brendon Haggerty, Clark County Public Health
Brendon.haggerty@clark.wa.gov



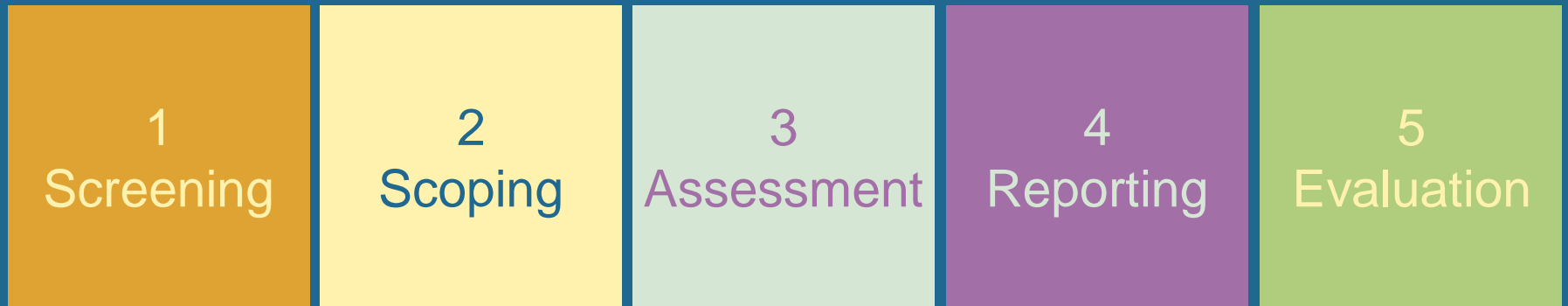
Overview

- **Description of HIA**
- **Recommendations**
- **Evaluation**
- **Lessons learned**



Clark County, WA

Bike & Pedestrian Master Plan HIA



Bike & Pedestrian Master Plan HIA

Projects

Priority trails, bikeways, and sidewalks

Programs

1. Restructure bike/ped committee
2. Improve internal communications
3. Ciclovía
4. School programs
5. East county scenic tour

Policies

1. Developing a network
2. Jurisdictional coordination
3. Traffic & demand management
4. Education & encouragement
5. Funding
6. Active transportation & supporting land uses



Clark County, WA
Bicycle and Pedestrian Master Plan

PREPARED BY:
Alta Planning + Design
September 2010



Recommendations



- Low-speed designs**
- Variety of facility types**
- Parking programs**
- Performance measures**
- Land use policies**
- Food access**
- Design for all users**
- Recognize safety in numbers**
- Include health & equity in criteria**

Evaluation



Criteria	Points
Socioeconomic status	10 points
Walkability potential	4 points
Connectivity	5 points
Low-stress facilities	1 point

Evaluation

Approach:

- HIA effectiveness
 - Qualitative comparison of final plan & HIA recommendations
- Decision making process
 - Key informant interviews

Evaluation

Influence of the HIA:

- Plan referred to as a “transportation and health” plan
- All recommendations at least partially adopted
- Health criteria included in project prioritization
- Health issues more visible

Partnership resulted in:

- More HIAs, closer to “health in all policies”
- Better Screening
- Health Element in the Comprehensive Growth Management Plan

Evaluation: Interviews

The health and socioeconomic benefits and health criteria would not have been in the plan. It wouldn't have even been on our radar.

I've evolved as a planner.

The HIA was relevant, timely, and really exciting to have as a part of this process.

We didn't have that data available before.

The HIA helped to daylight equity issues.

Planners from this project are beginning to ask what Public Health can bring to the table.

Lessons Learned

Strengths early involvement, extensive baseline assessment, collaborative relationships

Challenges data needs, state of the science, economic terms, communicating data

Brendon Haggerty
Clark County Public Health

Brendon.haggerty@clark.wa.gov
(360) 397-8000 Ext. 7281

Read related documents at:

<http://www.clark.wa.gov/public-health/reports/facts.html>

Acknowledgements

Robert Wood Johnson Foundation; ESRI, Inc.

Questions?



Oregon
Health
Authority

The logo for the Oregon Health Authority is centered within a light blue, curved banner at the bottom of the slide. The word "Oregon" is in a smaller, orange, serif font above the "H" in "Health". "Health" is in a large, dark blue, serif font. "Authority" is in a smaller, orange, serif font below "Health".

Monitoring

Objective:

To track the HIA impacts on the decision making process, decision implementation, and the impacts of the decision on identified health determinants

Monitoring Tasks

- ❖ Track recommendation adoption
 - Discuss findings in the decision-making process
 - As a result of the HIA:
 - How decision-making climate for health considerations and HIA institutionalization changed
- ❖ Monitor decision implementation
 - Track policy or project implementation of HIA recommendations
- ❖ Monitor health determinants and outcomes to evaluate HIA predictions

Monitoring Plan Purpose

- ❖ Ensure implementation
- ❖ Establish accountability
- ❖ Track and support compliance
- ❖ Build understanding of HIA value
- ❖ Demonstrate how HIA influences decision-making
- ❖ Provide early warning of unexpected consequences
- ❖ Test health impact prediction validity

Monitoring Plan Elements

- ❖ Goals
- ❖ Resources
- ❖ Identified outcomes, impacts, and indicators
- ❖ Process for collection of information
- ❖ Defined roles
- ❖ Criteria for action
- ❖ Process for reporting monitoring methods and results
- ❖ Process for learning, adapting, and responding to monitoring results
- ❖ Commitment to monitoring

Monitoring Challenges

- ❖ Limited experience
- ❖ Monitoring decision impacts on health is not easy
- ❖ Can entail *watchdog* duties

Evaluation

Objective:

To evaluate the process of HIA and its impacts on the decision-making process

Evaluation Tasks

- ❖ Establish an evaluation plan
- ❖ Delineate information that will be required for evaluation
- ❖ Identify data sources and tools and methods for analysis
- ❖ Ensure resources are available to conduct, complete and report evaluation results
- ❖ Identify the individual or team that will be in charge of leading the evaluation and assign responsibility for gathering data
- ❖ Conduct the evaluation
- ❖ Share evaluation results with others involved in the HIA

Evaluation

Key Points

- ❖ Clarity of evaluation focus
- ❖ Build in evaluation during scoping phase
- ❖ Meaningfully include stakeholders

Evaluation

Gathering Data

- ❖ Pre and post-surveys
- ❖ Key informant interviews with HIA stakeholders
- ❖ Collecting news articles and content analysis
- ❖ Follow up with Planning Department on changes
- ❖ Document review
- ❖ Meeting minutes and agendas
- ❖ Scoping worksheets and workplans
- ❖ Grant proposal narratives
- ❖ Email exchanges

Case Study: Lake Oswego to Portland Transit Study

Questions?



Oregon
Health
Authority

The logo for the Oregon Health Authority is centered within a light blue, curved banner at the bottom of the slide. The word "Oregon" is in a smaller, orange, serif font above the "H" in "Health". "Health" is in a large, dark blue, serif font. "Authority" is in a smaller, orange, serif font below "Health".

HIA Resources

Oregon Public Health Division Health Impact Assessment Program

www.oregon.gov/dhs/ph/hia

HIA Research and Assessment Resources, HiP

<http://www.humanimpact.org/hips-hia-tools-and-resources>

HIA Network Listserv:

http://listsmart.osl.state.or.us/mailman/listinfo/health_impact_assessment

Human Impact Partners resource guides

<http://www.humanimpact.org/hips-hia-tools-and-resources>

Berkley Media Studies:

http://www.bmsg.org/tools-framing_resources.php

Frameworks Institute:

<http://www.frameworksinstitute.org/>

Final HIA Webinar

Intervention Points in Policy Processes

April 13, 2011



Health Impact Assessment (HIA) Webinars

Introduction to HIA

December 1, 2010

Screening, Scoping and Collaboration

January 12, 2011

Assessment

February 9, 2011

Reporting, Monitoring and Evaluation

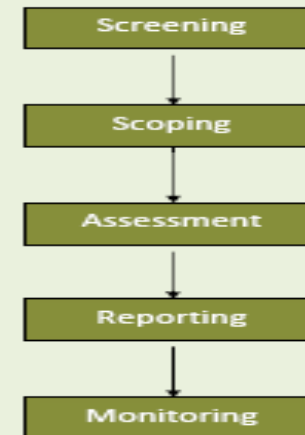
March 9, 2011

Intervention Points in Policy Processes

April 13, 2011

This free webinar series is intended for public health professionals, community planners, partners, and local leaders interested in health, social and economic decision making. The Introduction to HIA webinar will define Health Impact Assessment (HIA) and provide an overview of the steps of HIA. The subsequent webinars will walk through the steps of HIA while also highlighting the role of collaboration, and opportunities to apply HIA to decision making contexts in Oregon.

The HIA Process



All webinars take place from 9:30-11:00 a.m. (PST)

Registration information will be sent via email for individual modules to the HIA Network listserv

Questions? Email: nancy.m.goff@state.or.us